

AutoMobility Distribution Inc

DENSION GATEWAY 500 MOST Installation / Configuration Guide For:

BMW

- i-Drive M-ASK
- i-Drive CCC
- Professional

RELEASED: June 8th 2007



AutoMobility Distribution Inc
400 Wright, Montreal, Qc, H4N 1M6
Tel: (514) 745-8030 Fax: (514) 745-6068
Toll Free: 1-888-55-START
www.automobilitydistribution.com

Gateway 500 with Dual FOT Installation tips for BMW:

Important advice for installation / configuration of your GATEWAY 500 with Dual Fiber Optic Terminals for BMW with MOST Optical fiber System

1. GATEWAY 500 Hardware installation

**BMW
Vehicle
Reference:**

**BMW E87= 1 Series
BMW E90/E91= 3 Series
BMW E60/E61= 5 Series
BMW E63/E64= 6 Series
BMW E65/66= 7 Series**

**BMW Head
unit
Reference:**

**i-Drive M-ASK= Small display Navigation 6.6 inch diagonal screen.
i-Drive CCC= Big display Navigation 8.8 inch diagonal screen.**

Vehicles equipped with fiber optic System, it is possible to retain CD Changer if vehicle is equipped with it.

For All BMW vehicles: A good location to mount the GATEWAY 500 is behind the head unit. If the vehicle is equipped with an existing CD changer connector, the GATEWAY 500 can be connected at this location, but for this type of installation an extension kit for the USB and iPod cables might required to route the wires to the front of the vehicle, use Dension Part# EXT1GW0.

When installing a Dension GATEWAY 500 in a BMW vehicle equipped with MOST fiber optic system, some minimal system requirements must be accomplished to get the GATEWAY 500 fully integrated.

In the **BMW Installation Requirement Chart** on the next page, you will find the installation requirements needed to achieve a complete BMW installation depending on which BMW series you are working on.

For example: A BMW 3 series with i-Drive M-ASK navigation head unit. The head unit **MUST** be MP3 compatible in order to accept the GATEWAY 500 unit. If not MP3 ready, the BMW dealership **MUST** upgrade the head unit to accept MP3. For this MP3 head unit upgrade, a factory MP3 capable CD Changer or a GATEWAY 500 unit must be connected to the fiber optic system to successfully upgrade the head unit. Although, if a vehicle is already equipped with a factory MP3 CD Changer, the head unit is MP3 ready, no upgrade required.

Then, if the vehicle is equipped with a factory MP3 CD Changer, install the GATEWAY 500 **BEFORE** or **AFTER** the factory CD Changer depending on which vehicle you are working on.

If the vehicle is **NOT** equipped with a factory CD Changer, but the CD Changer connector is available in the vehicle, connect the GATEWAY 500 unit to the available CD Changer connector.

If the vehicle is **NOT** equipped with a factory CD Changer and the CD Changer connector is **NOT** available in the vehicle, connect the GATEWAY 500 unit behind and **AFTER** the head unit.

Please refer to the **BMW Installation Requirement Chart** on the next page for the proper installation location.

AutoMobility Distribution Inc
400 Wright, Montreal, Qc, H4N 1M6
Tel: (514) 745-8030 Fax: (514) 745-6068
Toll Free: 1-888-55-START
www.automobilitydistribution.com

BMW Installation Requirement Chart

Vehicle	Specifications	What to do
BMW 1 & 3 Series with "Professional" or "i-Drive M-ASK" Head unit Installation Requirements are:	Head Unit is MP3 capable:	Nothing to do.
	Head Unit is NOT MP3 capable:	Head unit upgrade is required at the BMW dealership to accept MP3.
	Car has a MP3 capable CD Changer:	Install the GW500 BEFORE the CD Changer.
	Car has a NON-MP3 capable CD Changer:	Nothing to do.
	Car dosen't have a CD Changer, but CD Changer connector is available in the vehicle:	CD Changer MUST be enabled in the Head unit at the BMW dealership. Use a factory MP3 Capable CD Changer for this process. Install the GW500 at the CD Changer Connector.
	Car dosen't have a CD Changer and NO CD Changer connector is available in the vehicle:	CD Changer MUST be enabled in the Head unit at the BMW dealership. Use a factory MP3 Capable CD Changer for this process. Install the GW500 after the Head unit.
BMW 1 & 3 Series with "i-Drive CCC" Head unit Installation Requirements are:	Head Unit is MP3 capable:	Nothing to do.
	Head Unit is NOT MP3 capable:	Not Known yet
	Car has a MP3 capable CD Changer:	Not Known yet
	Car has a NON-MP3 capable CD Changer:	Not Known yet
	Car dosen't have a CD Changer, but CD Changer connector is available in the vehicle:	Not Known yet
	Car dosen't have a CD Changer and NO CD Changer connector is available in the vehicle:	Not Known yet
BMW 5 & 6 Series with "i-Drive M-ASK" Head unit	NOT SUPPORTED	NOT SUPPORTED
BMW 5 & 6 Series with "i-Drive CCC" Head unit Installation Requirements are:	Head Unit is MP3 capable:	Nothing to do.
	Head Unit is NOT MP3 capable:	Head unit upgrade is required at the BMW dealership to accept MP3.
	Car has a MP3 capable CD Changer:	Install the GW500 AFTER the CD Changer.
	Car has a NON-MP3 capable CD Changer:	Nothing to do.
	Car dosen't have a CD Changer, but CD Changer connector is available in the vehicle:	CD Changer MUST be enabled in the Head unit at the BMW dealership. Use a factory CD Changer for this process. Install the GW500 at the CD Changer Connector.
	Car dosen't have a CD Changer and NO CD Changer connector is available in the vehicle:	CD Changer MUST be enabled in the Head unit at the BMW dealership. Use a factory CD Changer for this process. Install the GW500 after the Head unit.

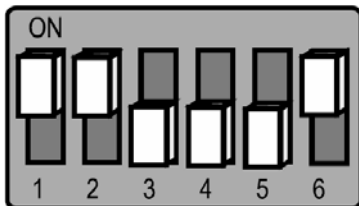
BMW 7 Series FROM March 2005 with "i-Drive M-ASK" Head unit Installation Requirements are:	Head Unit is MP3 capable:	Nothing to do.
	Head Unit is NOT MP3 capable:	Head unit upgrade is required at the BMW dealership to accept MP3.
	Car has a MP3 capable CD Changer:	Install the GW500 BEFORE the CD Changer.
	Car has a NON-MP3 capable CD Changer:	Nothing to do.
	Car dosen't have a CD Changer, but CD Changer connector is available in the vehicle:	CD Changer MUST be enabled in the Head unit at the BMW dealership. Use a factory MP3 Capable CD Changer for this process. Install the GW500 at the CD Changer Connector.
Car dosen't have a CD Changer and NO CD Changer connector is available in the vehicle:	CD Changer MUST be enabled in the Head unit at the BMW dealership. Use a factory MP3 Capable CD Changer for this process. Install the GW500 after the Head unit.	
BMW 7 Series BEFORE March 2005 with "i-Drive M-ASK" Head unit	NOT SUPPORTED	NOT SUPPORTED

2. Configuration of the DIP switches on the GATEWAY 500 interface

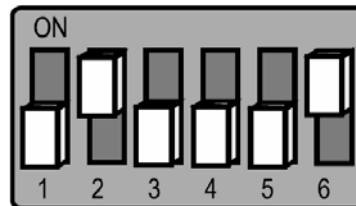
When the unit is shipped, the DIP switch setting is not configured on your GATEWAY 500, depending on the car radio / navigation system you **MUST** choose the right DIP switch setting.

Please check the GATEWAY 500 interface before installation, whether the DIP switches are in the correct position.

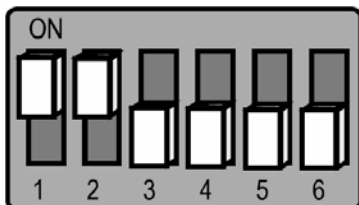
BMW ALL (except E60)
NO CD CHANGER CONNECTED



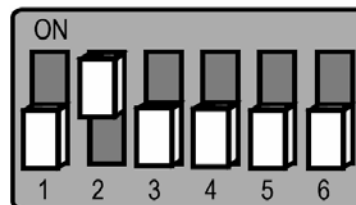
BMW E60 Business M-ASK
NO CD CHANGER CONNECTED



BMW ALL (except E60)
WITH CD CHANGER CONNECTED



BMW E60 Business M-ASK
WITH CD CHANGER CONNECTED



3. Configuration of the CD text display - GATEWAY 500

The GATEWAY 500 enables display of song and artist information (CD text) on the screen of the navigation systems. No Configuration is needed for the text display. The best text configuration is enabled by default in the software by Denison.